



# Kidney Biopsy

## • Samples of kidney for testing

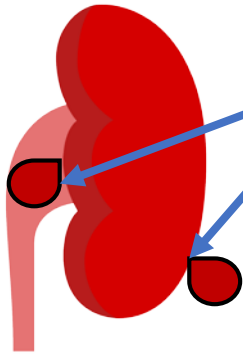
- Special needle takes two pieces about ½ inch long and diameter of a pencil lead (like this )
- Very safe procedure; children go home a few hours later

## • What happens

- Nothing to eat or drink for 8+ hours before biopsy
- Sedation through IV so child will not feel or remember anything
- Placed face-down on bed
- Ultrasound finds safe place, usually left kidney (only one kidney tested)
- Area cleaned and local anesthetic given
- Needle placed and kidney sampled with ultrasound guide
- Once done, ultrasound to look for bleeding



## • Major risk - Bleeding



- Blood may collect at site where needle pokes kidney or enter into urine
- Blood count (hemoglobin) done after biopsy so we do not miss serious bleeding
- Severe bleeding requiring hospitalization, transfusion, or surgery very rare (<<1%)

## • After the biopsy

- Avoid heavy lifting, contact sports, and other activities that may jiggle or bump the kidney for 2 weeks
- May see blood in urine 1-2 weeks later as scab in kidney dissolves; call if it lasts more than 2 voids